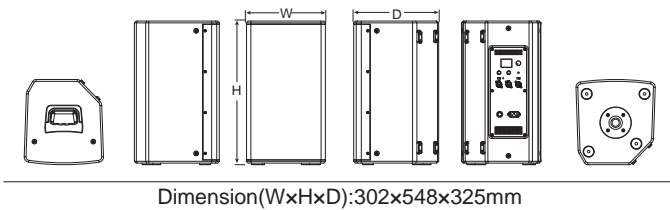




# SA310+



## Product Profile

The SA310+ speaker is a versatile all-in-one solution, supporting both XLR and 6.35mm jack inputs for microphone and line-level balanced signals, as well as featuring an AUX input and wireless Bluetooth connectivity for easy hookup with various portable audio sources. Independent gain control and master volume adjustment allow users to tweak the sound quality with ease. The internal mixing and balanced output design are perfect for setting up multi-speaker systems.

SA310+ offers flexible installation options, with both ceiling suspension and pole mount, adapting to various environments. With its exceptional sound quality and user-friendly operations, the SA310+ meets the demands of both professional and home users for a high-quality audio experience.

## SPECIFICATION

<b>Type</b>	Active DSP-controlled full range loudspeaker
<b>Frequency Response(-10dB)</b>	52Hz-20kHz
<b>Horizontal Coverage</b>	80°
<b>Vertical Coverage</b>	50°
<b>Maximum Calculated SPL/1M(Continuous/Peak)</b>	124dB/130dB
<b>HF Driver</b>	Customized driver, 1.75" voice coil, 1.0" exit
<b>LF Driver</b>	Customized 10" driver, 2.0" voice coil
<b>DSP</b>	
<b>Processor</b>	48kHz signal sampling frequency
<b>Presets</b>	MUSIC, FLAT, SPEECH, W/SUB
<b>AMPLIFIER</b>	
<b>Amplifier Circuitry</b>	Class D
<b>Power (RMS standards)</b>	1000W
<b>Peak Power</b>	2000W
<b>Frequency Response (1W 8Ω 2ch)</b>	20Hz-20kHz(±0.5dB)
<b>Intermodulation Distortion</b>	<0.05%
<b>Total Harmonic Distortion</b>	<0.05%
<b>Cooling System</b>	Cooling with fans, air convection
<b>Protection</b>	DC protection, short circuit protection, overheat protection, input overload protection, output overload protection, soft startup protection, overvoltage protection, undervoltage protection
<b>Signal Input</b>	Female XLR(Mono jack 6.35), 3.5mm Jack Input, Wireless bluetooth
<b>Signal Output</b>	Male XLR Balanced Output
<b>Power Input</b>	IEC power connector
<b>AC Power Operating Range</b>	100-240V~ (±10%,50/60Hz)
<b>Power consumption (1/8 output power)</b>	49W
<b>CABINET</b>	
<b>Cabinet Material</b>	CNC machined plywood
<b>Coating</b>	Durable Polyurea Coating
<b>Cabinet Color</b>	Black is the default color. Contact Audiocenter for customization
<b>Grille</b>	Iron mesh
<b>Handles</b>	1 top
<b>Monitor Angle</b>	45° monitoring Angle
<b>Hanging Hardwares</b>	M8 screw
<b>Pole Mount</b>	Base hole Φ35mm
<b>Speaker Dimension (WxHxD)</b>	302x548x325mm
<b>Carton Dimension (WxHxD)</b>	365x605x389mm
<b>Net Weight</b>	14.0 kg
<b>Shipping Weight</b>	16.0 kg

## Suggested Application



Multi-functional room



House of worship




Museum



Lecture



Stage Monitor

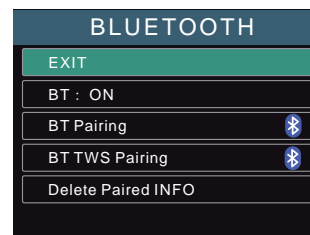
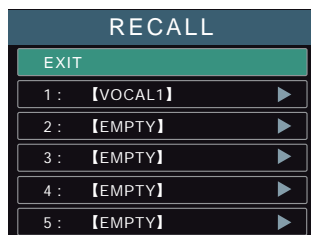
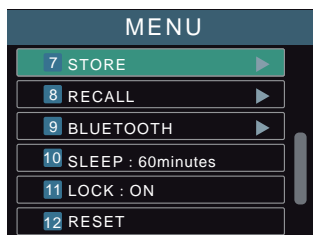
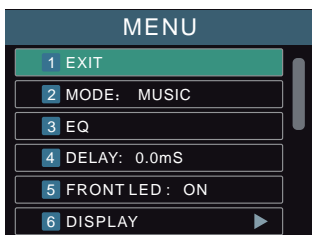
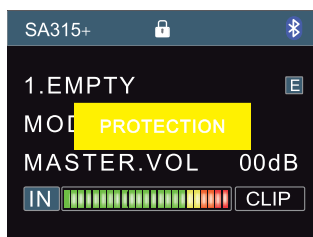
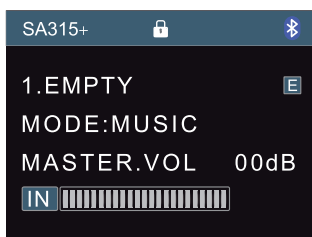
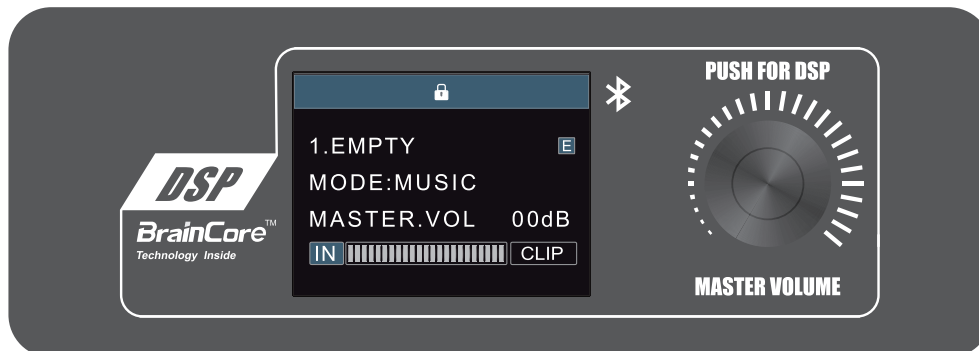


## Function Introduction of Rear Panel



- |                                  |                                    |
|----------------------------------|------------------------------------|
| ① 2-inch TFT Display             | ⑦ OUTPUT LINE B/MIX Switch         |
| ② DSP/MASTER Volume Control Knob | ⑧ INPUT Combo (LINE A/ MIC)        |
| ③ CH A Gain Control Knob         | ⑨ INPUT Combo (LINE B)             |
| ④ CH B Gain Control Knob         | ⑩ OUTPUT Male XLR (LINE B/MIX OUT) |
| ⑤ INPUT Jack (AUX)               | ⑪ POWER Switch                     |
| ⑥ INPUT LINE A/MIC Switch        | ⑫ IEC Power Connector              |

## Function Introduction of TFT Display



### HD Display

The speaker is equipped with a 240 (H) x 320 (V) pixel TFT display, providing clear image display.

### Easy Operation

By rotating the encoder on the back panel, users can easily access the DSP settings interface.

### Bluetooth 5.0 with TWS Pairing

Supports Bluetooth connection with TWS (True Wireless Stereo) functionality, allowing users to achieve stereo wireless pairing.

### Presets Available

The DSP has built-in multiple presets, catering to diverse applications.

### Personalized Audio Adjustment

Users can easily adjust the EQ, delay, and gain to tailor the sound to their personal preferences. Once adjusted, settings can be saved for convenient recall the next time they're needed.

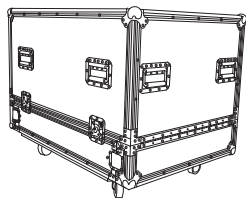
### Signal LED Control

Users can set the front signal LED to turn on or off via the display screen interface.

### Sleep Mode

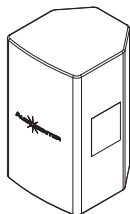
Users can easily set the product's sleep mode through a simple operating interface.

## ACCESSORIES



### Flightcase

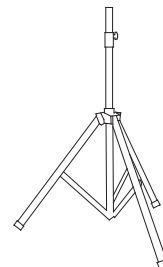
For 2 cabinets,  
with 100mm wheels



### Cover



### Coupling bar Bearing 50KG



### Three-foot stand Bearing 80KG

## INSTALLATIONS

